

CRITERION 2 – TEACHING – LEARNING AND EVALUATION

AQAR-2021-2022

2.6 - Student Performance and Learning Outcomes

2.6.2 - Attainment of Programme outcomes and course outcomes are evaluated by the institution.



SENGUNTHAR ARTS AND SCIENCE COLLEGE

(AFFILIATED TO PERIYAR UNIVERSITY, SALEM AND APPROVED BY AICTE, NEW DELHI)
AN ISO 9001:2015 CERTIFIED INSTITUTION
RECOGNISED UNDER SECTION 2(F) AND 12(B) OF UGC ACT 1956 AND ACCREDITED BY NAAC
TIRUCHENGODE - 637205



CRITERION 2 – TEACHING – LEARNING AND EVALUATION

2.6 Student Performance and Learning Outcomes

2.6.1 Programme Outcomes (POs) and Course Outcomes (COs) for all Programmes offered by the institution



SENGUNTHAR ARTS AND SCIENCE COLLEGE

(Affiliated to Periyar University, Salem and Approved by AICTE, New Delhi)

An ISO 9001:2015 Certified Institution

Recognized under section 2(f) and 12(B) of the UGC Act 1956

Accredited by NAAC

TIRUCHENGODE - 637 205, NAMAKKAL DT., TAMILNADU

Since 1991



DEPARTMENT OF ENGLISH

BATCH - 2019 - 2022

Year/Sem:I/II

Subject Code/Subject Name: 19UEN03 INDIAN WRITING IN ENGLISH

Faculty In-Charge:P.MANIKANDAN

Total Strength			23			
No. of Absent			4	6	1	1
S.No	Register Number	Student Name	CIA 1 (Out of 50)	CIA 2 (Out of 50)	MODEL (OUT OF 75)	ESE Grade
1	19B2601	JEEVANANTHAM M	7	5	40	50
2	19B2602	NANDHAKUMAR A	18	16	32	66
3	19B2603	VISHNU M	17	22	31	65
4	19B2604	BHUVANESHWARI R	11	AB	36	46
5	19B2605	DEEPA S	18	AB	35	46
6	19B2606	DEEPIKA K	11	18	34	67
7	19B2607	DHARANI R	31	31	32	80
8	19B2608	DHIVYA. S	27	30	36	79
9	19B2609	GOBIKA.P	25	24	35	71
10	19B2610	GOWRI P	11	7	32	65
11	19B2611	HARSNIE A	22	21	41	74
12	19B2612	HEMALATHA C	17	20	40	73
13	19B2613	INDHUSIKA S	21	AB	42	67

Target Attainment 50%

ATTESTED


PRINCIPAL


SENGUNTHAR ARTS AND SCIENCE COLLEGE.
TIRUCHENGODE - 637 205.

14	19B2614	JANANI A	AB	17	49	60
15	19B2615	JAYADHARSHINI K	25	19	36	75
16	19B2616	KAVIPRIYA D	14	AB	35	62
17	19B2617	KEERTHANA K	AB	AB	AB	AB
18	19B2618	MYTHILI K	AB	AB	31	63
19	19B2619	SATHYA BAMA P	28	24	33	69
20	19B2620	SOWMIYA P	17	20	43	70
21	19B2621	SRIMATHI J	37	25	35	82
22	19B2622	SWETHA P	AB	10	36	53
23	19B2623	VIDHYA K	14	22	31	68

Course Articulation Matrix

	PO1	PO2	PO3	PO4	PO5	PO6	PO7	PO8	PO9	PO10	PO11	PO12	PSO1	PSO2
CO1	3	3	2	1	2	1	2	1	2	2	1	1	3	3
CO2	3	2	2	1	2			1	1	1			2	3
CO3	2	3	3	2	2	2	1	2	1	2	1	1	3	2
CO4	3	2	2	1	3		1			1	2		3	3
CO5	3	2	2	2	3	3	2	2	1	1		2	2	2
Average PO	2.80	2.40	2.20	1.40	2.40	2.00	1.50	1.50	1.25	1.40	1.33	1.33	2.60	2.60

ATTESTED


 PRINCIPAL
 SENGUNTHAR ARTS AND SCIENCE COLLEGE
 TIRUCHENGODE - 637 205



Since 1991

SENGUNTHAR ARTS AND SCIENCE COLLEGE

(Affiliated to Periyar University, Salem and Approved by AICTE, New Delhi)

An ISO 9001:2015 Certified Institution

Recognized under section 2(f) and 12(B) of the UGC Act 1956

Accredited by NAAC

TIRUCHENGODE - 637 205, NAMAKKAL DT., TAMILNADU



DEPARTMENT OF ENGLISH

BATCH - 2019 - 2022

Subject Code/Subject Name: :19UEN03 INDIAN WRITING IN ENGLISH

Faculty In-Charge:P.MANIKANDAN

Total Strength			23											
No. of Absent			4		6		1		0		0		1	
No. of Present			19		17		22		23		23		22	
S.No	Register Number	Student Name	CIA 1		CIA 2		MODEL		IA Component(ASSIGNMENT,ATTENDANCE)					
			Out of 50	Scale of 5	Out of 50	Scale of 5	Out of 75	Scale of 5	Out of 5	Scale of 5	Out of 5	Scale of 5	Out of 100	Scale of 5
1	19B2601	JEEVANANTHAM M	7	0.70	5	0.50	40	2.67	5	5.00	5	5.00	50	3.33
2	19B2602	NANDHAKUMAR A	18	1.80	16	1.60	32	2.13	5	5.00	5	5.00	66	4.40
3	19B2603	VISHNU M	17	1.70	22	2.20	31	2.07	5	5.00	5	5.00	65	4.33
4	19B2604	BHUVANESHWARI R	11	1.10	AB	0.00	36	2.40	5	5.00	5	5.00	46	3.07
5	19B2605	DEEPA S	18	1.80	AB	0.00	35	2.33	5	5.00	5	5.00	46	3.07
6	19B2606	DEEPIKA K	11	1.10	18	1.80	34	2.27	5	5.00	5	5.00	67	4.47
7	19B2607	DHARANI R	31	3.10	31	3.10	32	2.13	5	5.00	5	5.00	80	5.33
8	19B2608	DHIVYA. S	27	2.70	30	3.00	36	2.40	5	5.00	5	5.00	79	5.27
9	19B2609	GOBIKA.P	25	2.50	24	2.40	35	2.33	5	5.00	5	5.00	71	4.73
10	19B2610	GOWRI P	11	1.10	7	0.70	32	2.13	5	5.00	5	5.00	65	4.33
11	19B2611	HARSNIE A	22	2.20	21	2.10	41	2.73	5	5.00	5	5.00	74	4.93
12	19B2612	HEMALATHA C	17	1.70	20	2.00	40	2.67	5	5.00	5	5.00	73	4.87
13	19B2613	INDHUSIKA S	21	2.10	AB	0.00	42	2.80	5	5.00	5	5.00	67	4.47
14	19B2614	JANANI A	AB	0.00	17	1.70	49	3.27	5	5.00	5	5.00	60	4.00
15	19B2615	JAYADHARSHINI K	25	2.50	19	1.90	36	2.40	5	5.00	5	5.00	75	5.00
16	19B2616	KAVIPRIYA D	14	1.40	AB	0.00	35	2.33	5	5.00	5	5.00	62	4.13
17	19B2617	KEERTHANA K	AB	0.00	AB	0.00	AB	0.00	5	5.00	5	5.00	AB	0.00
18	19B2618	MYTHILI K	28	2.80	AB	0.00	31	2.07	5	5.00	5	5.00	63	4.20
19	19B2619	SATHYA BAMA P	17	1.70	24	2.40	33	2.20	5	5.00	5	5.00	69	4.60
20	19B2620	SOWMIYA P	37	3.70	20	2.00	43	2.87	5	5.00	5	5.00	70	4.67
21	19B2621	SRIMATHI J	AB	0.00	25	2.50	35	2.33	5	5.00	5	5.00	82	5.47
22	19B2622	SWETHA P	AB	0.00	10	1.00	36	2.40	5	5.00	5	5.00	53	3.53
23	19B2623	VIDHYA K	14	1.40	22	2.20	31	2.07	5	5.00	5	5.00	68	4.53


ATTESTED

[Signature]
PRINCIPAL

SENGUNTHAR ARTS AND SCIENCE COLLEGE,
TIRUCHENGODE - 637 205.

TARGET ATTAINMENT LEVEL %	50	50	50	50	50	50
(Scale of 5)	2.5	2.5	2.5	2.5	2.5	2.5
NO. OF STUDENTS	23	23	23	23	23	23
ACTUAL ATTAINMENT LEVEL %	82.61	73.91	95.65	100.00	100.00	95.65
(Scale of 5)	4.13	3.70	4.78	5.00		4.78
% GAP	-1.63	-1.20	-2.28	-2.50		-2.28
CORRECTIVE ACTIONS	NIL	NIL	NIL	NIL		NIL

ATTESTED


 PRINCIPAL
 SENGUNTHAR ARTS AND SCIENCE COLLEGE
 TIRUCHENGODE - 637 205.



Since 1991

SENGUNTHAR ARTS AND SCIENCE COLLEGE

(Affiliated to Periyar University, Salem and Approved by AICTE, New Delhi)

An ISO 9001:2015 Certified Institution

Recognized under section 2(f) and 12(B) of the UGC Act 1956

Accredited by NAAC

TIRUCHENGODE - 637 205, NAMAKKAL DT., TAMILNADU



DEPARTMENT OF ENGLISH

BATCH - 2019 - 2022

Course Articulation Matrix

	PO1	PO2	PO3	PO4	PO5	PO6	PO7	PO8	PO9	PO10	PO11	PO12	PSO1	PSO2
CO1	3	3	2	1	2	1	2	1	2	2	1	1	3	3
CO2	3	2	2	1	2			1	1	1			2	3
CO3	2	3	3	2	2	2	1	2	1	2	1	1	3	2
CO4	3	2	2	1	3		1			1	2		3	3
CO5	3	2	2	2	3	3	2	2	1	1		2	2	2
Average PO	2.80	2.40	2.20	1.40	2.40	2.00	1.50	1.50	1.25	1.40	1.33	1.33	2.60	2.60

Target Attainment : 50%

Course Attainment

	IAT 1	IAT 2	MODEL	IAC	Average	ESE	Direct Attainment	CES	Final Attainment	Target Attainment	GAP	CA	CO%
CO1	4.13		4.78	5.00	4.64	4.78	4.75	4.32	4.70	2.5	-2.20		94.07
CO2	4.13	3.70	4.78	5.00	4.40	4.78	4.69	4.35	4.65	2.5	-2.15		93.08
CO3		3.70	4.78	5.00	4.49	4.78	4.71	4.26	4.67	2.5	-2.17		93.30
CO4			4.78	5.00	4.89	4.78	4.81	4.60	4.79	2.5	-2.29		95.78
CO5			4.78	5.00	4.89	4.78	4.81	4.50	4.78	2.5	-2.28		95.58

Attainment of Continuous Assessment

	PO1	PO2	PO3	PO4	PO5	PO6	PO7	PO8	PO9	PO10	PO11	PO12	PSO1	PSO2
CO1	4.64	4.64	3.09	1.55	3.09	1.55	3.09	1.55	3.09	3.09	1.55	1.55	4.64	4.64
CO2	4.40	2.93	2.93	1.47	2.93	0.00	0.00	1.47	1.47	1.47	0.00	0.00	2.93	4.40
CO3	3.00	4.49	4.49	3.00	3.00	3.00	1.50	3.00	1.50	3.00	1.50	1.50	4.49	3.00
CO4	4.89	3.26	3.26	1.63	4.89	0.00	1.63	0.00	0.00	1.63	3.26	0.00	4.89	4.89
CO5	4.89	3.26	3.26	3.26	4.89	4.89	3.26	3.26	1.63	1.63	0.00	3.26	3.26	3.26
Average PO	4.36	3.72	3.41	2.18	3.76	1.89	1.90	1.85	1.54	2.16	1.26	1.26	4.04	4.04

ATTESTED


PRINCIPAL

SENGUNTHAR ARTS AND SCIENCE COLLEGE,
TIRUCHENGODE - 637 205.

Attainment of ESE

	PO1	PO2	PO3	PO4	PO5	PO6	PO7	PO8	PO9	PO10	PO11	PO12	PSO1	PSO2
CO1	4.78	4.78	4.78	1.58	3.16	1.58	3.13	1.57	3.16	3.16	1.57	1.58	4.78	4.78
CO2	4.78	3.16	3.16	1.58	3.16			1.58	1.58	1.58			3.16	4.78
CO3	3.16	4.78	4.78	3.16	3.16	3.11	1.58	3.16	1.58	3.16	1.58	1.58	4.78	3.16
CO4	4.78	3.16	3.16	1.58	4.78		1.59			1.58	3.16		4.78	4.78
CO5	4.78	3.16	3.16	3.16	4.78	4.81	3.17	3.17	1.58	1.58		3.17	3.16	3.16
Average PO	4.46	3.81	3.81	2.21	3.81	3.17	2.37	2.37	1.97	2.21	2.10	2.11	4.13	4.13

Total Attainment

	PO1	PO2	PO3	PO4	PO5	PO6	PO7	PO8	PO9	PO10	PO11	PO12	PSO1	PSO2
CO1	4.70	4.70	3.10	1.55	3.10	1.55	3.10	1.55	3.10	3.10	1.55	1.55	4.70	4.70
CO2	4.65	3.07	3.07	1.54	3.07			1.54	1.54	1.54			3.07	4.65
CO3	3.08	4.67	4.67	3.08	3.08	3.08	1.54	3.08	1.54	3.08	1.54	1.54	4.67	3.08
CO4	4.79	3.16	3.16	1.58	4.79		1.58			1.58	3.16		4.79	4.79
CO5	4.78	3.15	3.15	3.15	4.78	4.78	3.15	1.65	1.58	1.58		3.15	3.15	3.15
Average PO	4.40	3.75	3.43	2.18	3.76	3.14	2.34	1.95	1.94	2.18	2.08	2.08	4.08	4.08

Attainment of Course Exit Survey

	PO1	PO2	PO3	PO4	PO5	PO6	PO7	PO8	PO9	PO10	PO11	PO12	PSO1	PSO2
CO1	4.32	4.32	2.85	1.43	2.85	1.43	2.85	1.43	2.85	2.85	1.43	1.43	4.32	4.32
CO2	4.35	2.87	2.87	1.44	2.87			1.44	1.44	1.44			2.87	4.35
CO3	2.81	4.26	4.26	2.81	2.81	2.81	1.41	2.81	1.41	2.81	1.41	1.41	4.26	2.81
CO4	4.60	3.04	3.04	1.52	4.60		1.52			1.52	3.04		4.60	4.60
CO5	4.50	2.97	2.97	2.97	4.50	4.50	2.97	2.97	1.49	1.49		2.97	2.97	2.97
Average PO	4.12	3.49	3.20	2.03	3.53	2.91	2.19	2.16	1.79	2.02	1.96	1.93	3.80	3.81

ATTESTED


PRINCIPAL

SENGUNTHAR ARTS AND SCIENCE COLLEGE,
TIRUCHENGODE - 637 205.



Since 1991

SENGUNTHAR ARTS AND SCIENCE COLLEGE

(Affiliated to Periyar University, Salem and Approved by AICTE, New Delhi)

An ISO 9001:2015 Certified Institution

Recognized under section 2(f) and 12(B) of the UGC Act 1956

Accredited by NAAC

TIRUCHENGODE - 637 205, NAMAKKAL DT., TAMILNADU



DEPARTMENT OF ENGLISH

BATCH - 2019 - 2022

CO Attainment	CO1	CO2	CO3	CO4	CO5
	4.70	4.65	4.67	4.79	4.78

PO Attainment	PO1	PO2	PO3	PO4	PO5	PO6	PO7	PO8	PO9	PO10	PO11	PO12	PSO1	PSO2
Continuous Assessment	4.36	3.72	3.41	2.18	3.76	1.89	1.90	1.85	2.16	2.16	1.26	1.26	4.04	4.04
End Semester Examination	4.46	3.81	3.81	2.21	3.81	3.17	2.37	2.37	1.97	2.21	2.10	2.11	4.13	4.13
Course Exit Survey	4.12	3.49	3.20	2.03	3.53	2.91	2.19	2.16	1.79	2.02	1.96	1.93	3.80	3.81
Total Attainment	4.40	3.75	3.43	2.18	3.76	3.14	2.34	1.95	1.94	2.18	2.08	2.08	4.08	4.08


SUBJECT NAME:

INDIAN WRITING IN ENGLISH


FACULTY IN-CHARGE


HOD

ATTESTED


PRINCIPAL
SENGUNTHAR ARTS AND SCIENCE COLLEGE
TIRUCHENGODE - 637 205